

# TRAIN

## CABINETS



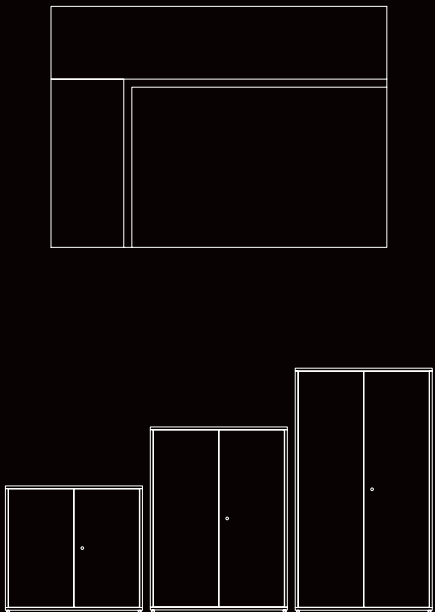
### DESCRIPTION:

- Operative cabinet.
- Body made from metal in electrostatic powder coated finish.
- One or two centrally lockable wooden 18mm Thick MDF leaves in laminate finish or metal leaves in electrostatic paint.
- Contains wooden shelves in laminate finish or metal shelves in electrostatic powder coated finish.

### STANDARD DIMENSIONS:

CODE	L X W X H
TRINCABINETMXW83	90x46x83 CM
TRINCABINETMXW121	90x46x121 CM
TRINCABINETMXW160	90x46x160 CM

### TECHNICAL DRAWING:



### FINISHES:


Laminate  
Metal



work

# TRAIN

## CABINETS





### DESCRIPTION:

- Operative cabinet.
- Body made from wooden MDF 18mm thick in laminate finish.
- One or two centrally lockable wooden 18mm Thick MDF leaves in laminate finish.
- Contains wooden shelves in laminate finish or metal shelves in electrostatic powder coated finish.

### STANDARD DIMENSIONS:

CODE	L X W X H
TRINCABINETWXW83	90x46x83 CM
TRINCABINETWXW121	90x46x121 CM
TRINCABINETWXW160	90x46x160 CM

### TECHNICAL DRAWING:



### FINISHES:

Laminate  
Metal



work

# TRAIN

## ARCHIVE





### DESCRIPTION:

- Operative archive filing unit with straight edges.
- Body made from metal in electrostatic powder coated finish.
- 18mm thick MDF drawer faces in laminate finish or metal faces in electrostatic powder coated finish.
- based on glides.
- Available with two or three centrally lockable drawers.

### STANDARD DIMENSIONS:

CODE	L X W X H
TRAINARCHIVE83	42x49x83 CM
TRAINARCHIVE121	42x49x121 CM

### TECHNICAL DRAWING:



### FINISHES:

Laminate  
Metal



work

# TRAIN

## DRAWER UNITS





### DESCRIPTION:

- Operative pedestal with straight edges.
- Body made from metal based on 4 braked rubber casters.
- 18mm thick MDF drawer faces in laminate finish or metal faces in electrostatic powder coated finish..
- Available with two or three centrally lockable drawers.
- Available with fabric covered top (Optional).

### STANDARD DIMENSIONS:

CODE	L X W X H
TRAINARCHIVEMXW	45x50x60 CM

### TECHNICAL DRAWING:



### FINISHES:



Laminate  
Metal



work

# TRAIN

## DRAWER UNITS



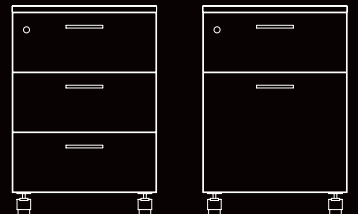
### DESCRIPTION:

- Operative wooden drawer unit with straight edges.
- Wooden body made from 18mm thick MDF in laminate finish based on 4 braked rubber casters.
- 18mm thick MDF drawer faces in laminate finish.
- Available with two or three centrally lockable drawers.
- Available with fabric covered top (Optional).

### STANDARD DIMENSIONS:

CODE	L X W X H
TRAINARCHIVEWXW	42x49x61 CM

### TECHNICAL DRAWING:



### FINISHES:

Laminate  
Metal



work

# TRAIN

## LOCKERS



### DESCRIPTION:

- Operative lockers with straight edges.
- Metal Body with metal lockable leaves in electrostatic powder coated finish.
- Based on metal legs in electrostatic powder coated finish.
- Available in different heights with double or single door.

### TECHNICAL DRAWING:



### CODE

### L X W X H

TRAINLOCKERS40X192	40x40x192 CM
TRAINLOCKERS78X72	78x40x72 CM
TRAINLOCKERS78X132	78x40x132 CM
TRAINLOCKERS78X192	78x40x192 CM

### FINISHES:

Metal



work