

SOLO

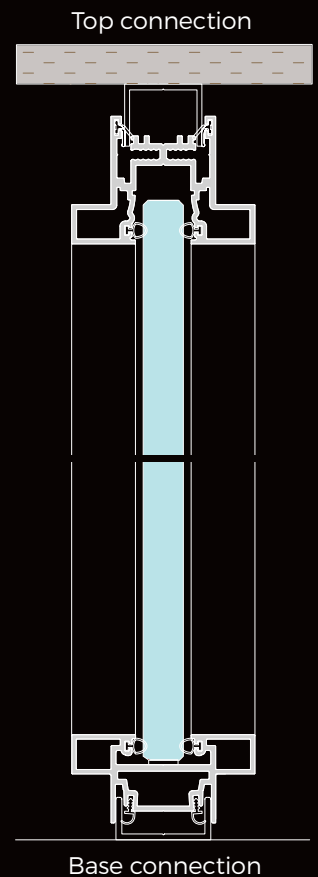
DEMOUNTABLE PARTITION SYSTEM - SINGLE PROFILE



DESCRIPTION:

- Solo wall partition single paneling system delivers diversity and flexibility within its electrostatic colored extruded aluminum profiles.
- The partition provided with single 10mm tempered glass panel.
- The glass wall system can be supported with hinge or sliding doors and with single glass panel (Tempered or Laminated).
- The partition thickness 56 mm, width and length to be determined according to space and customer request.

TECHNICAL DRAWING:



FINISHES:

Glass
Laminate
Metal
Aluminium



work

SOLO

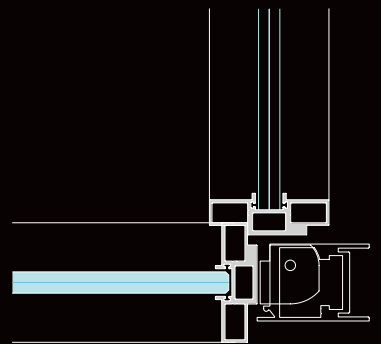
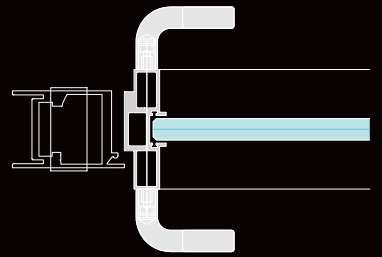
DOOR PIVOT SYSTEM - SINGLE PROFILE



DESCRIPTION:

- Solo system pivot single panel door supported with aluminum profiles in colored electrostatic powder coated finish.
- The door provided with single 10mm tempered glass panel.
- The door system available only with solo hardware accessories.
- The door thickness 56 mm, width and length to be determined according to space and customer request.

TECHNICAL DRAWING:



FINISHES:

Glass
Laminate
Metal
Aluminium



work

SOLO

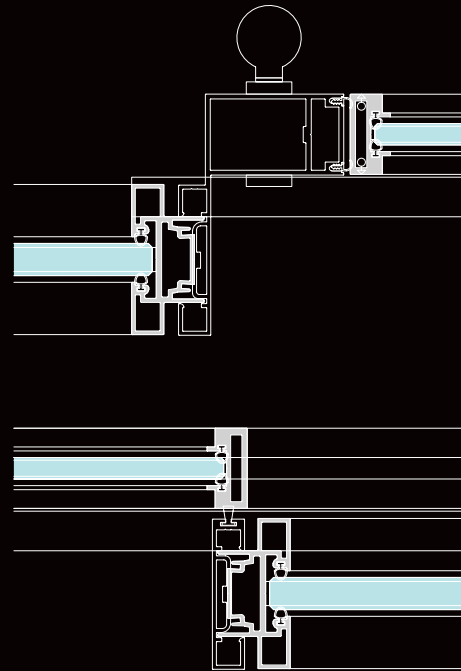
SLIDING DOOR SYSTEM - SINGLE PROFILE



DESCRIPTION:

- Solo system sliding single panel door supported with aluminum profiles in colored electrostatic powder coated finish.
- The door provided with single 10mm tempered glass panel.
- The door system available only with solo hardware accessories.
- The door thickness 56 mm, width and length to be determined according to space and customer request.

TECHNICAL DRAWING:



FINISHES:

Glass
Laminate
Metal
Aluminium



work

SOLO


DEMOUNTABLE PARTITION SYSTEM - DOUBLE PROFILE



DESCRIPTION:

- Solo wall partition double paneling system delivers diversity and flexibility within its electrostatic colored extruded aluminum profiles.
- The partition provided with double 10mm tempered glass panel.
- The glass wall system can be supported with hinge or sliding doors and with double glass panels (Tempered or Laminated).
- The partition thickness 56 mm, width and length to be determined according to space and customer request.

TECHNICAL DRAWING:



FINISHES:

Glass
Laminate
Metal
Aluminium



work

SOLO

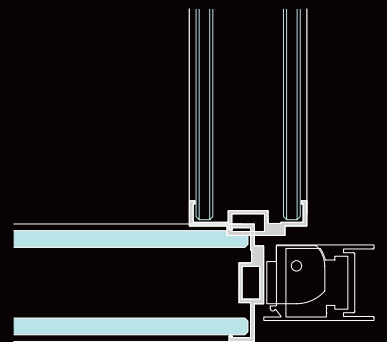
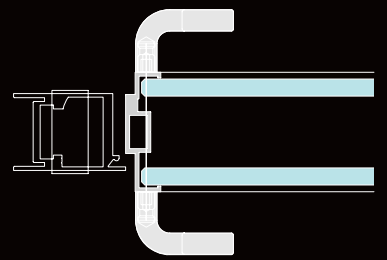
DOOR PIVOT SYSTEM - DOUBLE PROFILE



DESCRIPTION:

- Solo system pivot double panels door supported with aluminum profiles in colored electrostatic powder coated finish.
- The door provided with double 8mm tempered glass panel.
- The door system available only with solo hardware accessories.
- The door thickness 56 mm, width and length to be determined according to space and customer request.

TECHNICAL DRAWING:



FINISHES:

Glass
Laminate
Metal
Aluminium



work