

## T-DESK

T - SHAPED




### DESCRIPTION:

- Executive T-shaped desk.
- 38mm thick MDF wooden top padded with artificial leather (Available in veneer finish) based on metal structure.
- Top lipped by polished aluminum.
- Standing on metal leg in electrostatic powder coated paint.
- Attached double sided credenza includes 6 lockable drawers and 4 cabinets with doors in laminate finish.
- Drawers with soft close mechanism, and concealed runners.
- Including concealed cable management system with wooden flap.
- Excluding electric source and grommet power outlet.

### STANDARD DIMENSIONS:

CODE	L X W X H
TDESKTD227	227x320x79 CM

### TECHNICAL DRAWING:



### FINISHES:

Laminate  
Natural veneer  
Artificial leather  
Aluminum  
Metal



work

## T-DESK

L - SHAPED



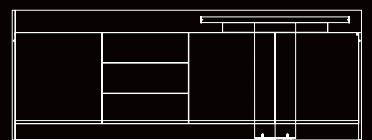

### DESCRIPTION:

- Executive L-shaped desk.
- 38mm thick MDF wooden top padded with artificial leather (Available in veneer finish) based on metal structure.
- Top lipped by polished aluminum.
- Standing on metal leg padded with artificial leather.
- Attached credenza includes 3 lockable drawers and 3 cabinets with doors in laminate finish.
- Drawers with soft close mechanism, and concealed runners.
- Including concealed cable management system with wooden flap.
- Excluding electric source and grommet power outlet.

### STANDARD DIMENSIONS:

CODE	L X W X H
TDESKLD227	227x213x79 CM

### TECHNICAL DRAWING:



### FINISHES:

Laminate  
Natural veneer  
Artificial leather  
Aluminum  
Metal



work